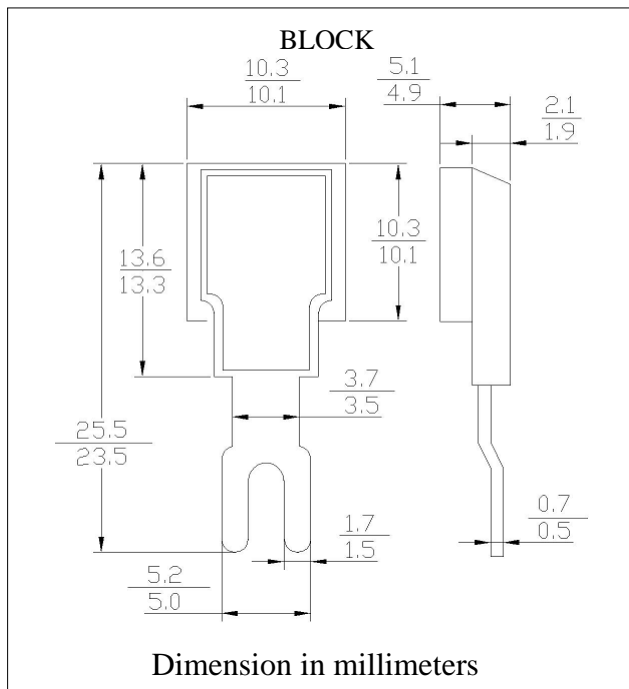




特性: FEATURES

- ◆大电流承受能力.High current capability
- ◆低成本.Low cost
- ◆扩散烧结. Diffused junction
- ◆正向压降低.Low forward voltage drop
- ◆低漏电. Low leakage current
- ◆高浪涌承受能力.High surge current capability
- ◆35A 工作在表面温度是125℃,无热损耗的情况下.
35Ampere Operation At TL=125℃ With No Thermal Runaway

机械性能: MECHANICAL DATA



极限值和电参数

TA= 25℃除非另有规定. 单相,正半弦波,60HZ,阻抗或电感负载.为电容装载,减少电流的 20%

MAXIMUM RATINGS AND ELECTRICAL CHARACTERISTICS

Rating at 25℃ Ambient temp. Unless otherwise specified.Single phase, half sine wave, 60HZ,resistive or inductive load.

型号 TYPE	符号	ZQ5000	ZQ5001	ZQ5002	ZQ5004	ZQ5006	ZQ5008	ZQ5010	单位
最大峰值反向电压 Maximum Current Peak Reverse Voltage	V _{RRM}	50	100	200	400	600	800	1000	V
最大反向有效值电压 Working Peak Reverse Voltage	V _{RMS}	35	70	140	280	420	560	700	V
最大直流截止电压 Maximum DC Blocking Voltage	V _{DC}	50	100	200	400	600	800	1000	V
最大正向平均整流电流Ta=100℃, Maximum Average Forward Rectified Current	I _{F(AV)}	50							A
峰值正向浪涌电流 Peak Forward Surge Current 8.3ms Single Sine-wave on Rated Load (JEDEC Method)	I _{FSM}	500							A
最大瞬间正向压降@100A Maximum Instantaneous Forward Voltage Drop at 100A DC	V _F	1.03							V
最大反向直流电流 Maximum DC Reverse Current Ta = 25℃ at Rated DCBlocking Voltage Ta = 150℃	I _R	1.0 200							μ A
典型结电容 Typical Junction Capacitance (NOTE 1)	C _J	140							pF
工作及储存温度范围 Operating AND Storage Temperature Range	T _J ,T _{STG}	-55~+150							℃

注 释 : NOTE 在 1MHz 下测量, 施加 4.0V d.c 的反向电压. Measured at 1 MHz and Applied Reverse Voltage of 4.0 Volts D.C.



FIG. 1 –最大正向平均电流降额

FIG. 1 –MAXIMUM AVERAGE FORWARD CURRENT DERATING

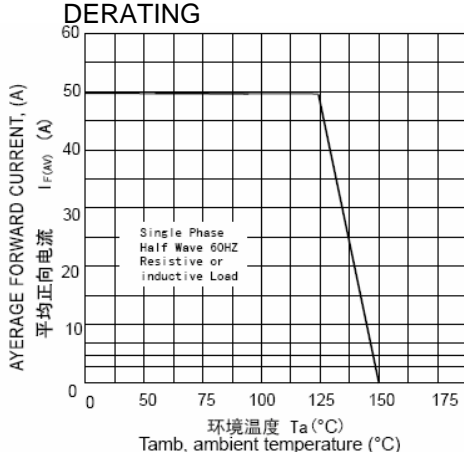


FIG. 3 –反向特性曲线(典型)

FIG. 3 – TYPICAL REVERSE CHARACTERISTICS.

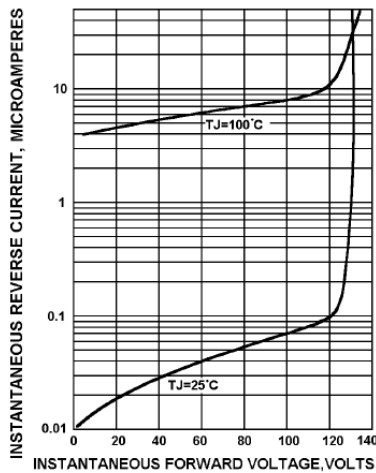


FIG. 5 –典型结电容

FIG. 5 – TYPICAL JUNCTION CAPACITANCE

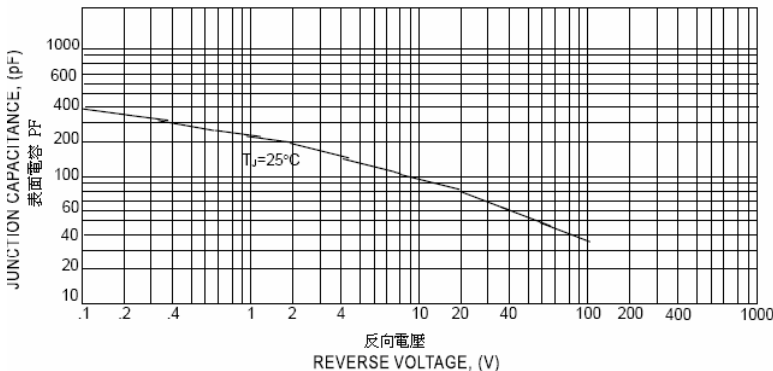


FIG. 2 –最大非重复正向浪涌电流

FIG. 2 –MAXIMUM NON-REPETITIVE FORWARD SURGE CURRENT

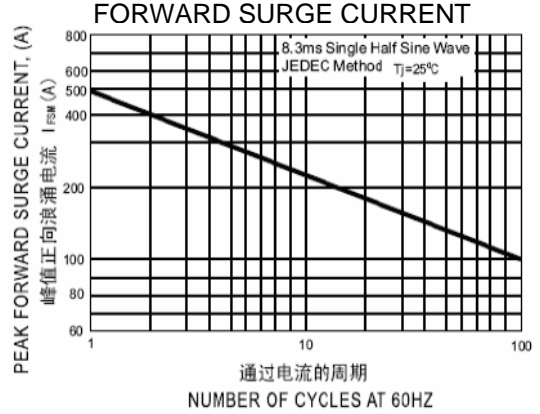


FIG. 4 –正向特性曲线(典型)

FIG.4 – TYPICAL FORWARD CHARACTERISTICS

